


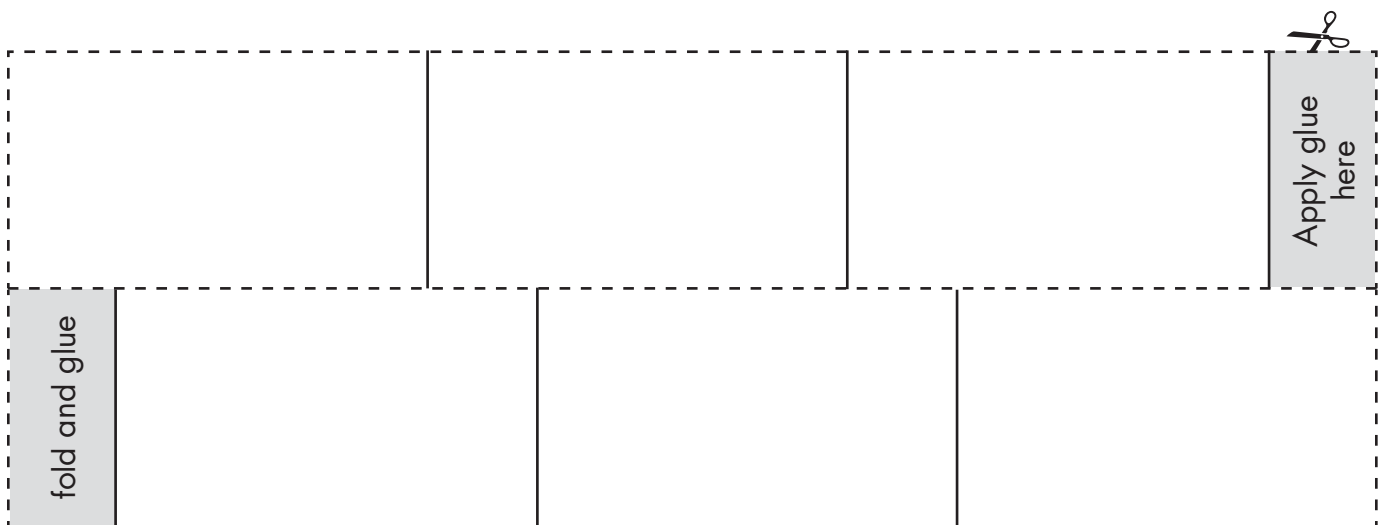

Name \_\_\_\_\_

Real	Make-Believe



**INSTRUCTIONS:** Have students cut out the pictures and paste them under the appropriate heading.

Name \_\_\_\_\_




**INSTRUCTIONS:** Have students cut out the star and the word strip. Cut the two slits in the middle of the star. Have students write six s-blend words from the chart onto the word strip. Have them feed the word strip through the star and read each word as it appears in the small window.

Name \_\_\_\_\_

Question Word	Tally Marks	Total
Who		
What		
When		
Where		
Why		
How		
Is		

**INSTRUCTIONS:** Have students find a partner. Have student #1 ask student #2 a question. Have student #2 put a tally mark in the column next to the question word that was at the beginning of the question. Then, have student #2 ask his or her own question and have student #1 mark his or her worksheet. Have each student move to a different student and ask another question.

Name \_\_\_\_\_

	What	
	When	
Why	Who	Where

1. \_\_\_\_\_ do you see?
2. \_\_\_\_\_ are we going?
3. \_\_\_\_\_ can we go home?
4. \_\_\_\_\_ is that looking at me?
5. \_\_\_\_\_ are you looking up?

**My Question:**

---

---

**INSTRUCTIONS:** Have students write a question word to complete each question. Then, have them to write an original question using one of the question words in the word box.